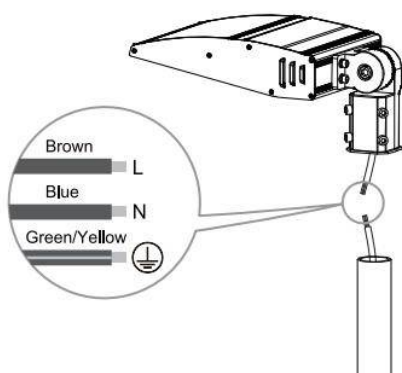




### Slip Fitter Mount

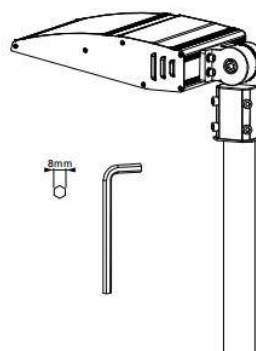
1

Wire the AC cable correctly and fix the luminaire to the pole by screws.



2

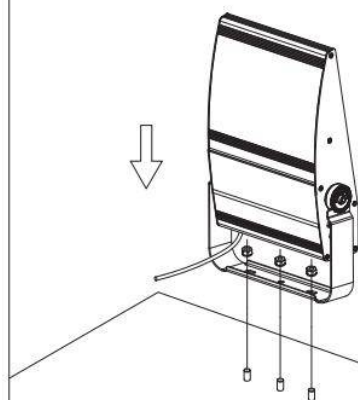
Adjust the slip fitter to the desired angle, then tighten the screws on the slip fitter.



### Bracket Mount

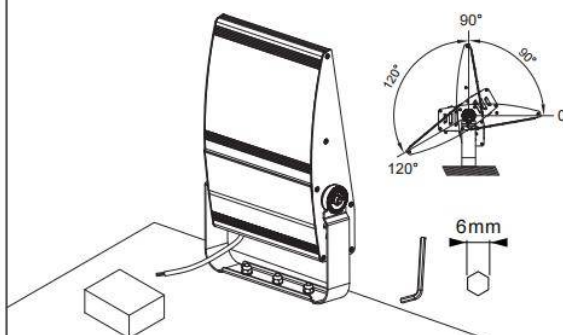
1

Fix the luminaire to mounting surface by bolts and nuts.



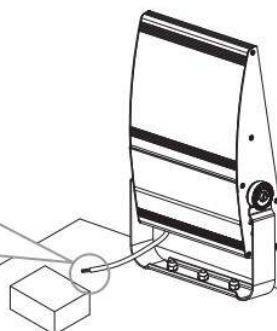
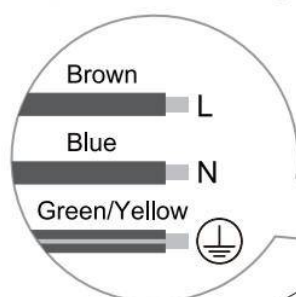
2

Loosen the screws on both side of the bracket and adjust the luminaire to the desired angle, then tighten the screws.



3

Wire the AC cable correctly.



**Trunnion Mount**